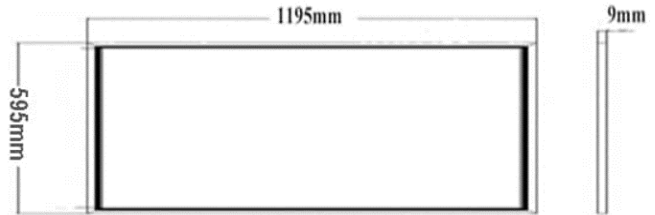

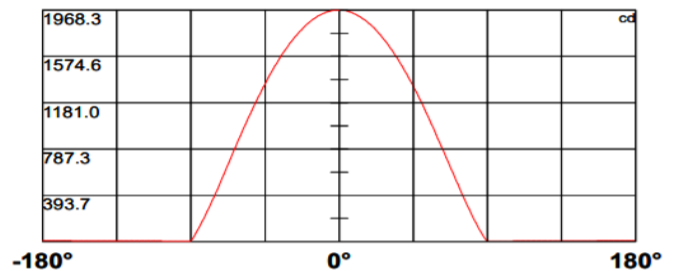
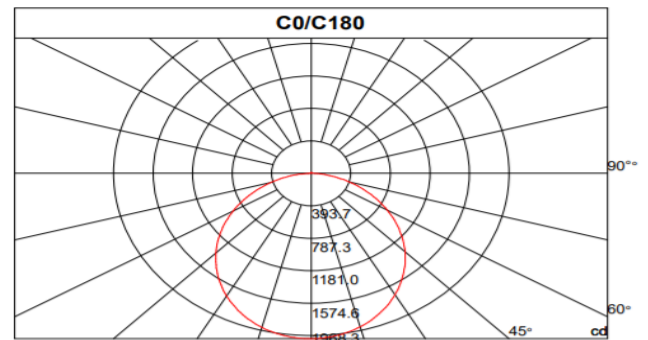


LED Panel Lights 1200x600 Edge-Lit



Light Distribution curve



Feature

1. Long lifespan. Lifetime > 50000 Hrs.
2. High lumens output. 120lm/W output
3. LiFud, DONE, GS, Boke, Eagleries driver options etc.
4. Anti-UV LGP, avoiding any turn yellows.
5. Triac/0-10V/DALI Dimmable option.
6. Surface/recessed/suspension installation available.
7. Warranty 2-3 Years optional.
8. CE RoHS LVD EMC Approval.
9. AC110V 220V DC12V 24V 48V Input option
10. Power 60W/72W can be done if needed.
11. Emergency kit options.

Specification

Model	GR-PL12060-50W
Power	50W
Dimension	1195*595*9mm
LED Chips Quantities	384pcs
LED Chips brand	Epistar SMD 2835
Lumens	6000lm
Color temperature	3000K-6500K
Input voltage	AC100-240VAC; DC12V 24V 48V can be customized
Output	38.2VDC 1200mA
Power factor	>0.9
CRI	80%
Dimmable	No. But Triac/0-10V/DALI dimmable can be available
Materials	Die-cast aluminum+LGP+diffuser plate. White/Silver frame options
Beam angle	120°
Working life	50000Hrs
Certificates	CE RoHS LVD EMC
Warranty	2-3Years
Remark	Emergency kit available(duration 3hours for power 18W)