





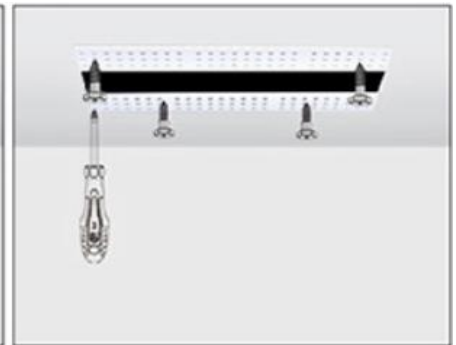
Take Out the linear lighting, and test if it is working. Then do installation as following



1. Open hole onto ceiling according to dimension of linear lighting



2. Firstly to push the Embedded parts into hole.



3. Using screws to fix the Embedded parts



4. Do dusting (painting) at the side of Embedded parts



5. Connect 220V wire with LED driver, Then push light body into embedded part



6. Finished

