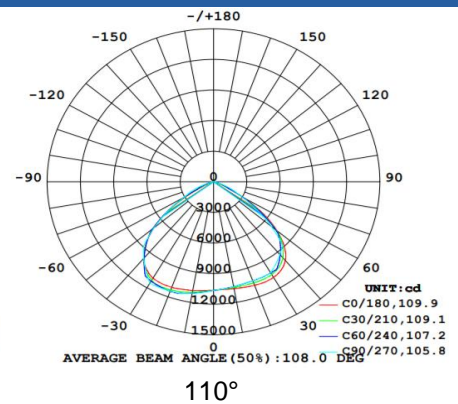
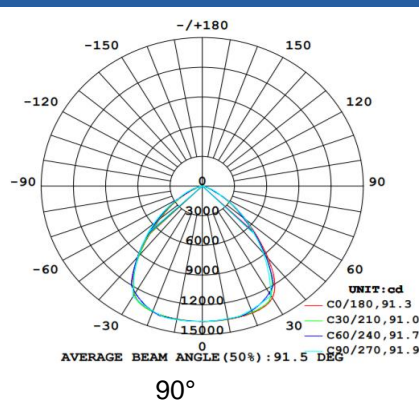
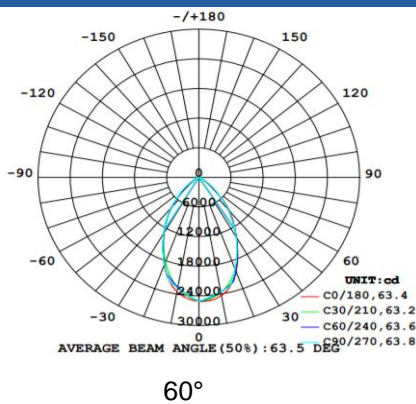




Feature

1. Top quality, working life more than 50000Hrs.
2. High lumens output. 110-150lm/W output
3. Meanwell, DONE, ZH, Sosen, Philips driver options etc.
4. Different beam angle optional-60/90/110°.
5. Triac/0-10V/DALI Dimmable option.
6. Surface/Hook/suspension installation available.
7. Warranty 3-5Years optional.
8. CE RoHS LVD EMC Approval.
9. Emergency/Sensor type can be customized.

Light distribution curve



Specification

| Model | GR-HB-100WA | GR-HB-150WA | GR-HB-200W/240WA |
|----------------------|---|-------------|------------------|
| Total Power | 100W | 150W | 200W/240W |
| Dimension | Φ280mm | Φ340mm | Φ400mm |
| LED Chips Quantities | 133pcs | 210pcs | 315pcs |
| LED Chips brand | Philips SMD3030 Chips | | |
| Lumens | 110-150lm/W | | |
| Color temperature | 3000K-6500K | | |
| Input voltage | AC100-240VAC; DC12V 24V 48V can be customized | | |
| Output | 42VDC 2.2A | 42VDC 3.2A | 42VDC 4.2A/5.1A |
| Power factor | >0.93 | | |
| Efficiency | 89% | | |
| Driver | Meanwell/DONE/Moso/ZH Brand optional | | |
| CRI | 80% | | |
| Dimmable | No. But Triac/0-10V/DALI dimmable can be available | | |
| Materials | Die-cast aluminum+PC Lens cover or Toughed glass cover | | |
| Beam angle | 60/90°(PC lens cover) or 110°(glass cover) | | |
| Working temperature | -25°C~+50°C | | |
| Working life | >50000Hrs | | |
| IP Grade | IP65 Waterproof | | |
| Certificates | CE RoHS LVD EMC | | |
| Warranty | 2-5Years | | |
| Remark | Emergency kit available(duration 2hours for power 20W) | | |